

Estd. 1913



Government of Maharashtra's

Sydenham College of Commerce & Economics

Internal Quality Assurance Cell (IQAC)

Annual Quality Assurance Report

(AQAR 2006-07)



Submitted to National Assessment and Accreditation Council (NAAC)

The Annual Quality Assurance Report (AQAR) of the IQAC

All NAAC accredited institutions will submit an annual self-reviewed progress report to NAAC, through its IQAC. The report is to detail the tangible results achieved in key areas, specifically identified by the institutional IQAC at the beginning of the academic year. The AQAR will detail the results of the perspective plan worked out by the IQAC. (Note: The AQAR period would be the Academic Year. For example, July 1, 2012 to June 30, 2013)

Part – A

AQAR for the year (for example 2013-14)

2006-07

I. Details of the Institution

1.1 Name of the Institution

Sydenham College of Commerce & Economics

1.2 Address Line 1

'B' Road

Address Line 2

Churchgate

City/Town

Mumbai

State

Maharashtra

Pin Code

400 020

Institution e-mail address

sydenhamiqac@gmail.com

Contact Nos.

022-2288211 / 022-22042897

Name of the Head of the Institution:

Dr. Annasaheb Khemnar

Tel. No. with STD Code: 022-22871452

Mobile: 9850924991

Name of the IQAC Co-ordinator: Dr. Ritesh Kumar Singhal

Mobile: 9869109674

IQAC e-mail address: sydenhamiqac@gmail.com

1.3 NAAC Track ID (For ex. MHC0GN 18879) -

OR

1.4 NAAC Executive Committee No. & Date:
(For Example EC/32/A&A/143 dated 3-5-2004.
This EC no. is available in the right corner- bottom
of your institution's Accreditation Certificate)

1.5 Website address: www.sydenham.ac.in

Web-link of the AQAR:

1.6 Accreditation Details

Sl. No.	Cycle	Grade	CGPA	Year of Accreditation	Validity Period
1	1 st Cycle	A		2004	2009
2	2 nd Cycle				
3	3 rd Cycle				
4	4 th Cycle				

1.7 Date of Establishment of IQAC : DD/MM/YYYY 10/07/2014

1.8 Details of the previous year's AQAR submitted to NAAC after the latest Assessment and Accreditation by NAAC ((for example AQAR 2010-11 submitted to NAAC on 12-10-2011)

- i. AQAR 2004 – 05 (31 / 10 / 2015)
- ii. AQAR 2005 – 06 (31 / 10 / 2015)
- iii. AQAR _____ (DD/MM/YYYY)
- iv. AQAR _____ (DD/MM/YYYY)

1.9 Institutional Status

University	State	<input type="checkbox"/> NA	Central	<input type="checkbox"/> NA	Deemed	<input type="checkbox"/> NA	Private	<input type="checkbox"/> NA
Affiliated College	Yes	<input type="checkbox"/>	No	<input type="checkbox"/>				
Constituent College	Yes	<input type="checkbox"/>	No	<input type="checkbox"/>				
Autonomous college of UGC	Yes	<input type="checkbox"/>	No	<input type="checkbox"/>				
Regulatory Agency approved Institution	Yes	<input type="checkbox"/>	No	<input type="checkbox"/>				

(eg. AICTE, BCI, MCI, PCI, NCI)

Type of Institution	Co-education	<input type="checkbox"/>	Men	<input type="checkbox"/>	Women	<input type="checkbox"/>
	Urban	<input type="checkbox"/>	Rural	<input type="checkbox"/>	Tribal	<input type="checkbox"/>
Financial Status	Grant-in-aid	<input type="checkbox"/>	UGC 2(f)	<input type="checkbox"/>	UGC 12B	<input type="checkbox"/>
	Grant-in-aid + Self Financing	<input type="checkbox"/>	Totally Self-financing	<input type="checkbox"/>		

1.10 Type of Faculty/Programme

Arts	<input type="checkbox"/>	Science	<input type="checkbox"/>	Commerce	<input type="checkbox"/>	Law	<input type="checkbox"/>	PEI (Phys Edu)	<input type="checkbox"/>
TEI (Edu)	<input type="checkbox"/>	Engineering	<input type="checkbox"/>	Health Science	<input type="checkbox"/>	Management	<input type="checkbox"/>		
Others (Specify)	<input type="text"/>								

1.11 Name of the Affiliating University (for the Colleges)

1.12 Special status conferred by Central/ State Government-- UGC/CSIR/DST/DBT/ICMR etc

Autonomy by State/Central Govt. / University	<input type="text" value="No"/>		
University with Potential for Excellence	<input type="text" value="No"/>	UGC-CPE	<input type="text" value="No"/>
DST Star Scheme	<input type="text" value="No"/>	UGC-CE	<input type="text" value="No"/>
UGC-Special Assistance Programme	<input type="text" value="No"/>	DST-FIST	<input type="text" value="No"/>
UGC-Innovative PG programmes	<input type="text" value="No"/>	Any other (<i>Specify</i>)	<input type="text" value="No"/>
UGC-COP Programmes	<input type="text" value="No"/>		

2. IQAC Composition and Activities

2.1 No. of Teachers	<input type="text" value="NA"/>		
2.2 No. of Administrative/Technical staff	<input type="text" value="NA"/>		
2.3 No. of students	<input type="text" value="NA"/>		
2.4 No. of Management representatives	<input type="text" value="NA"/>		
2.5 No. of Alumni	<input type="text" value="NA"/>		
2.6 No. of any other stakeholder and community representatives	<input type="text" value="NA"/>		
2.7 No. of Employers/ Industrialists	<input type="text" value="NA"/>		
2.8 No. of other External Experts	<input type="text" value="NA"/>		
2.9 Total No. of members	<input type="text" value="NA"/>		
2.10 No. of IQAC meetings held	<input type="text" value="NA"/>		
2.11 No. of meetings with various stakeholders:	No.	<input type="text" value="NA"/>	Faculty
	<input type="text" value="--"/>		<input type="text" value="--"/>
Non-Teaching Staff	<input type="text" value="--"/>	Alumni	<input type="text" value="--"/>
Students		Others	<input type="text" value="--"/>

2.12 Has IQAC received any funding from UGC during the year? Yes No

If yes, mention the amount

2.13 Seminars and Conferences (only quality related)

(i) No. of Seminars/Conferences/ Workshops/Symposia organized by the IQAC

Total Nos. International National State Institution Level

(ii) Themes

2.14 Significant Activities and contributions made by IQAC

2.15 Plan of Action by IQAC/Outcome

The plan of action chalked out by the IQAC in the beginning of the year towards quality enhancement and the outcome achieved by the end of the year *

Plan of Action	Achievements
--	--

** Refer Annexure i for the Academic Calendar*

2.16 Whether the AQAR was placed in statutory body Yes No

Management Syndicate Any other body

Provide the details of the action taken

Part – B

Criterion – I

I. Curricular Aspects

1.1 Details about Academic Programmes

Level of the Programme	Number of existing Programmes	Number of programmes added during the year	Number of self-financing programmes	Number of value added / Career Oriented programmes
PhD	-	-	-	-
PG	01	-	-	-
UG	01	-	02	-
PG Diploma	-	-	-	-
Advanced Diploma	-	-	-	01
Diploma	-	-	-	01
Certificate	-	-	-	02
Others	-	-	-	03
Total				
Interdisciplinary	-	-	-	-
Innovative	-	-	-	-

1.2 (i) Flexibility of the Curriculum: Core/Elective option / Open options

(ii) Pattern of programmes:

Pattern	Number of programmes
Semester	02
Trimester	-
Annual	02

1.3 Feedback from stakeholders* Alumni Parents Employers Students
(On all aspects)

Mode of feedback : Online Manual Co-operating schools (for PEI)

**Please provide an analysis of the feedback in the Annexure ii*

1.4 Whether there is any revision/update of regulation or syllabi, if yes, mention their salient aspects.

As an affiliated college, we implement all revisions in syllabus carried out by University of Mumbai from time to time.

1.5 Any new Department/Centre introduced during the year. If yes, give details.

No

Criterion – II

2. Teaching, Learning and Evaluation

2.1 Total No. of permanent faculty

Total	Asst. Professors	Associate Professors	Professors	Others
24	09	03	00	12

2.2 No. of permanent faculty with Ph.D.

04

2.3 No. of Faculty Positions Recruited (R) and Vacant (V) during the year

Asst. Professors		Associate Professors		Professors		Others		Total	
R	V	R	V	R	V	R	V	R	V
09	04	03	00	00	01	12	08	24	13

2.4 No. of Guest and Visiting faculty and Temporary faculty

00

64

01

2.5 Faculty participation in conferences and symposia:

No. of Faculty	International level	National level	State level
Attended	01	03	01
Presented papers	01	01	-
Resource Persons	-	01	-

2.6 Innovative processes adopted by the institution in Teaching and Learning:

- Student presentations on various social, economic & cultural topics are held in the classrooms which help for a better student teacher interaction.
- Industrial visits are also arranged for students to give exposure to the industry, its working & environment.

2.7 Total No. of actual teaching days 185 days
 during this academic year

2.8 Examination/ Evaluation Reforms initiated by the Institution (for example: Open Book Examination, Bar Coding, Double Valuation, Photocopy, Online Multiple Choice Questions) Masking,, Coding, Double Valuation, Photocopy, Revaluation

2.9 No. of faculty members involved in curriculum restructuring/revision/syllabus development as member of Board of Study/Faculty/Curriculum Development workshop - - -

2.10 Average percentage of attendance of students 88.06

2.11 Course/Programme wise
 Distribution of pass percentage :

Title of the Programme	Total no. of students appeared	Division				
		Distinction %	I %	II %	Pass Class %	Pass %
M.Com.	117	NA	29.91	41.02	9.40	80.33
B. Com	553	NA	53.16	29.29	4.15	86.60
BBI	54	NA	72.22	25.93	0	98.15
BMS	58	NA	13.79	46.55	17.24	77.58

2.12 How does IQAC Contribute/Monitor/Evaluate the Teaching & Learning processes : IQAC was constituted in 2014.

2.13 Initiatives undertaken towards faculty development

<i>Faculty / Staff Development Programmes</i>	<i>Number of faculty benefitted</i>
Refresher courses	05
UGC – Faculty Improvement Programme	-
HRD programmes	-
Orientation programmes	-
Faculty exchange programme	-
Staff training conducted by the university	-
Staff training conducted by other institutions	-
Summer / Winter schools, Workshops, etc.	-
Others	-

2.14 Details of Administrative and Technical staff

Category	Number of Permanent Employees	Number of Vacant Positions	Number of permanent positions filled during the Year	Number of positions filled temporarily
Administrative Staff	29	06	-	-
Technical Staff	03	-	-	-

Criterion – III

3. Research, Consultancy and Extension

3.1 Initiatives of the IQAC in Sensitizing/Promoting Research Climate in the institution

NA

3.2 Details regarding major projects Nil

	Completed	Ongoing	Sanctioned	Submitted
Number	-	-	-	-
Outlay in Rs. Lakhs	-	-	-	-

3.3 Details regarding minor projects Nil

	Completed	Ongoing	Sanctioned	Submitted
Number	-	-	-	-
Outlay in Rs. Lakhs	-	-	-	-

3.4 Details on research publications

	International	National	Others
Peer Review Journals	-	-	-
Non-Peer Review Journals	-	-	-
e-Journals	-	-	-
Conference proceedings	01	-	-

3.5 Details on Impact factor of publications:

Range Average h-index Nos. in SCOPUS

3.6 Research funds sanctioned and received from various funding agencies, industry and other organisations

Nature of the Project	Duration Year	Name of the funding Agency	Total grant sanctioned	Received
Major projects	-	-	-	-
Minor Projects	-	-	-	-
Interdisciplinary Projects	-	-	-	-
Industry sponsored	-	-	-	-
Projects sponsored by the University/ College	-	-	-	-
Students research projects <i>(other than compulsory by the University)</i>	-	-	-	-
Any other(Specify)	-	-	-	-
Total	-	-	-	-

3.7 No. of books published i) With ISBN No. Chapters in Edited Books

ii) Without ISBN No.

3.8 No. of University Departments receiving funds from

UGC-SAP CAS DST-FIST
 DPE DBT Scheme/funds

3.9 For colleges
 Autonomy CPE DBT Star Scheme
 INSPIRE CE Any Other (specify)

3.10 Revenue generated through consultancy

3.11 No. of conferences organized by the Institution

Level	International	National	State	University	College
Number	Nil	Nil	Nil	Nil	Nil
Sponsoring agencies	-	-	-	-	-

3.12 No. of faculty served as experts, chairpersons or resource persons

3.13 No. of collaborations International National Any other

3.14 No. of linkages created during this year

3.15 Total budget for research for current year in lakhs :

From Funding agency From Management of University/College
 Total

3.16 No. of patents received this year

Type of Patent		Number
National	Applied	Nil
	Granted	Nil
International	Applied	Nil
	Granted	Nil
Commercialised	Applied	Nil
	Granted	Nil

3.17 No. of research awards/ recognitions received by faculty and research fellows
Of the institute in the year

Total	International	National	State	University	Dist	College
-	-	-	-	-	-	-

3.18 No. of faculty from the Institution who are Ph. D. Guides and students registered under them

3.19 No. of Ph.D. awarded by faculty from the Institution

3.20 No. of Research scholars receiving the Fellowships (Newly enrolled + existing ones)

JRF SRF Project Fellows Any other

3.21 No. of students Participated in NSS events:

University level State level
National level International level

3.22 No. of students participated in NCC events:

University level State level
National level International level

3.23 No. of Awards won in NSS:

University level State level
National level International level

3.24 No. of Awards won in NCC:

University level State level
National level International level

3.25 No. of Extension activities organized

University forum College forum
NCC NSS Any other

3.26 Major Activities during the year in the sphere of extension activities and Institutional Social Responsibility

1. Blood Donation Drive
2. Tree plantation
3. Gandhi Jayanti
4. Beach cleaning
5. Aids Awareness
6. Distribution of Stationary and cloths
7. Ek Koshish
8. 10 days residential Camp

Criterion – IV

4. Infrastructure and Learning Resources

4.1 Details of increase in infrastructure facilities:

Facilities	Existing	Newly created	Source of Fund	Total
Campus area	51250sq.ft.- building 26100sq.ft.- garden & surrounding area	-	Government Funded	-
Class rooms	21	-	Govt. Of Maharashtra	21
Laboratories	02	-	-	02
Seminar Halls	01	-	-	01
No. of important equipments purchased (0 lakhs) during the current year.	64 (As per 2005-06)	1. 01 Server Rs. 35,250/- 2. 10 PC Rs. 1,18,000/- 3. 01 Laptop Rs. 57,985/- 4. 01 printer Rs. 10,232/- 5. 01 Scanner Rs. 2,704/-	D.P.D.C (PLA) (PLA)	

Value of the equipment purchased during the year (Rs. in Lakhs)	18,86,534/-	2,24,171/-		
Others	-	-	-	-

4.2 Computerization of administration and library

Office	06	Office Routine Work
Library	03	Library Routine Work

4.3 Library services:

Particulars	Existing ¹		Newly added		Total	
	No.	Value	No.	Value	No.	Value
Text Books	1196	1,32,453/-	222	21,213/-	1418	1,53,666/-
Reference Books	5220	14,29,556/-	262	1,55,974/-	5482	15,85,530/-
e-Books	-	-	-	-	-	-
Journals	36	79497	14	42830	50	122327/-
e-Journals	-	-	-	-	-	--
Digital Database	--	-	-	-	-	-
CD & Video	-	-	-	-	-	--
Others (specify)		-	-	-	-	-

¹ From year 1987 onwards

4.4 Technology up gradation (overall)

	Total Computers	Computer Labs	Internet	Browsing Centres	Computer Centres	Office Printers & Fax, Scanner	Departments Projector	Others Library (Cabinet)
Existing	23	04	03	02	03	10	03	08
Added	13	-	01	-	01	02	-	-
Total	36	04	04	02	04	12	03	08

4.5 Computer, Internet access, training to teachers and students and any other programme for technology up gradation (Networking, e-Governance etc.)

For Teachers: MSCIT Computer Training Programme
Fro Non Teaching : MSCIT Computer Training Programme
Internet Centre in Computer Lab

4.6 Amount spent on maintenance in lakhs :

i) ICT	Rs. 30,163
ii) Campus Infrastructure and facilities	Maintained by Public Works Department, Govt. Of Maharashtra
iii) Equipments	Maintained by Public Works Department, Govt. Of Maharashtra
iv) Others	--
Total :	Rs. 30,163

Criterion – V

5. Student Support and Progression

5.1 Contribution of IQAC in enhancing awareness about Student Support Services

--

5.2 Efforts made by the institution for tracking the progression

After the results are declared, the students are encouraged to contact the concern subject teacher and give a brief summary of their progression to the next year and the academic difficulties which the students has faced in the previous academic year.

5.3 (a) Total Number of students

UG	PG	Ph. D.	Others
2037	403	Nil	Nil

(b) No. of students outside the state

117

(c) No. of international students

02

Men	No	%	Women	No	%
	-	-		02	100

Last Year						This Year					
General	SC	ST	OBC	Physically Challenged	Total	General	SC	ST	OBC	Physically Challenged	Total
1891	176	04	217	00	2288	1980	210	03	247	00	2440

Demand ratio 3.35

Dropout % 12.97

5.4 Details of student support mechanism for coaching for competitive examinations (If any)

Various lecture were organised by expert teachers for T.Y.B.Com & M.Com students for preparing various competitive examinations like MPSC, UPSC, NET/SET, CAT.

No. of students beneficiaries

250

5.5 No. of students qualified in these examinations

NET	--	SET/SLET	02	GATE		CAT	05
IAS/IPS etc		State PSC	12	UPSC	20	Others	02

5.6 Details of student counselling and career guidance

- For S.Y.B.Com & T.Y.B.Com students counselling was done by the professors concerned to various optional subjects at the time of admission to select suitable subject and at the time of admission For M.Com students counselling was given to select major subject like Accountancy or Banking.
- Career fair was organised by student's counsel.
- Faculty of the college conducted a workshop for the students which had sessions conducted by prominent people from the industries Mr. R.P.Singh, Director of BPCL.

No. of students benefitted

1000

5.7 Details of campus placement

<i>On campus</i>			<i>Off Campus</i>
Number of Organizations Visited	Number of Students Participated	Number of Students Placed	Number of Students Placed
7	100	20	140

5.8

Details of gender sensitization programmes

Sr. No.	Programme	Theme	Participated	Conducted By	Date Of Event	Remarks
1	Kavi Sammelan	Streeyanche vividh roop	All student	MWM	12.09.2006	
2	Group Discussion	Eve Teasing	All student	WDC	08.11.2006	
3	Workshop	Computer Literacy for office female staff	Ladies staff of College office	Computer dept.	14.12.2006	
4	Cultural Programme	Dance, Drama on atrocities on women and how she combats it.	All student	MWM, PAS Cultural Committee	09.01.2007	

5.9 Students Activities

5.9.1 No. of students participated in Sports, Games and other events

State/ University level National level International level

No. of students participated in cultural events

State/ University level National level International level

5.9.2 No. of medals /awards won by students in Sports, Games and other events

Sports : State/ University level National level International level

Cultural: State/ University level National level International level

5.10 Scholarships and Financial Support

	Number of students	Amount
Financial support from institution		
Financial support from government	B.Com & M.Com – 107	279419/-
	BMS - 76	748759/-
	BBI - 06	36455/-
Financial support from other sources		
Number of students who received International/ National recognitions		

5.11 Student organised / initiatives

Fairs : State/ University level National level International level

Exhibition: State/ University level National level International level

5.12 No. of social initiatives undertaken by the students

5.13 Major grievances of students (if any) redressed: No major grievances were reported

Criterion – VI

6.Governance, Leadership and Management

6.1 State the Vision and Mission of the institution

Mission: - *To impart not merely Commerce or Economics education but full education
i.e. educate the whole man.*

Vision: -

To continue to excel, provide learning through multifaceted curricular and extracurricular activities and to kindle light of wisdom and humanity so that our students emerge as complete human beings and take the society towards new horizons of glorious future.

Motto: *Labour Omnia Vincit*

6.2 Does the Institution has a management Information System

Yes, (Refer Annexure iii)

☞ For Students :-

- a. Admission process is strictly done as per guidelines of University of Mumbai.
- b. Admission rules for reservation is strictly followed
- c. Merit list is displayed as per the schedule of university of Mumbai.
- d. In house Admission is done for SY/TY. B.com, BBI, BMS classes.
- e. As per government policy railway concession & vacation concession
- f. Examination pattern as per University of Mumbai Guidelines.
- g. Grace marks during result.
- h. Remedial courses PSERF, Co-op stores
- i. Extracurricular activities
- j. Student council
- k. Grievance cell & medical facility for students
- l. Alumni meet
- m. Annual prize distribution
- n. Placement cell
- o. Transcript certificate
- p. Hostel facility

☞ For Faculty members:-

- a. Staff meeting
- b. Department meeting
- c. Women development cell
- d. Internet facility
- e. Feedback procedure
- f. Training programme

☞ For Administrative staff:-

- a. Admission procedure for B.Com, M.Com, BBI, BMS students
- b. Roll call policy
- c. Scholarship policy
- d. Fee records
- e. Procurement policy
- f. Details of non teaching staff
- g. Internet facility

6.3 Quality improvement strategies adopted by the institution for each of the following:

6.3.1 Curriculum Development

- Some of the professors are member of board of studies and syllabus revision committee for respective subjects.
- Syllabus revision workshops are conducted in college.
- Professors also attended workshops on syllabus revision.

6.3.2 Teaching and Learning

- ✓ Submitting & following teaching plans
- ✓ Conducting unit tests & home assignments

6.3.3 Examination and Evaluation

Exams are conducted on behalf of Mumbai University. College internally conducts First Year and Second Year Exams. Third Year and M.Com. Exams are conducted by University of Mumbai.

1. Examination of F.Y.B.Com, & S.Y.B.Com, was divided in to first term Syllabus for 50 Marks & Second term Syllabus for 50 Marks.
2. Subject like foundation course was having project of 20 Marks.
3. Business communication, Mathematical & Statistical techniques have tutorials of 10 Marks each.
4. ATKT Exam. Conducted of 100 Marks for failure student in October & March every year.
5. T.Y.B.Com & M. Com I & II Exam. are of 100 Marks each conducted in March/April every year.
6. Examination of BBI and BMS, was divided in two semesters of 100 Marks (60 Marks for Theory + 40 Marks for Internal).
7. Centralised assessment programme is adopted for paper assessment.
8. Masking of answer sheets is done and code numbers are given to them. Coding method is adopted to ensure confidentiality of exam papers.

6.3.4 Research and Development

1. To promote research activities in the college and to provide guidance research committee was framed.
2. Motivating people to attend different workshops based on Research Methodology.

6.3.5 Library, ICT and physical infrastructure / instrumentation

- 1) Software and reference books were purchased by library.
- 2) Past university exam question papers were provided to students.
- 3) Computers lab conducted courses for students on Flash, Photoshop, MS-Office, C Programming, HTML.
- 4) Printers, scanners were purchased.

6.3.6 Human Resource Management

Teachers are given responsibility of many committees in the college which act as platform to develop leadership qualities in them. Further brainstorming sessions is conducted for students so that they come with productive ideas to solve problems.

Principal motivates the staff by recognising their work which helps in employee engagement in the institution.

6.3.7 Faculty and Staff recruitment

- I. The recruitment of the faculty & non teaching staff is done on the basis of type of the post created, strictly by following the rules & regulations let down by government of Maharashtra.
- II. The temporary teaching & non teaching staff for professional or self financed or add-on courses is recruited for a academic year on the institutional level.

6.3.8 Industry Interaction / Collaboration

- A. Industrial visits are organised for the students of B.Com, BBI, BMS.
- B. Eminent personalities from industries were invited for delivering lectures, followed by Q & A session.

6.3.9 Admission of Students

- a. Admission process is strictly done as per guidelines of University of Mumbai.
- b. Admission rules for reservation is strictly followed
- c. Merit list is displayed as per the schedule of university of Mumbai.
- d. In house Admission is done for SY/TY. Bcom, BBI, BMS classes.

6.4 Welfare schemes for

Teaching	Provident fund , Group Insurance Scheme(GIS), Govt. Quarters, Housing Loan, Computer Loan, Vehicle Loan
Non teaching	Provident fund , Group Insurance Scheme(GIS), Govt. Quarters, Housing Loan, Computer Loan, Vehicle Loan
Students	Computer with Internet access, group Insurance

6.5 Total corpus fund generated

Rs.13878969.82/-

6.6 Whether annual financial audit has been done

Yes

No

6.7 Whether Academic and Administrative Audit (AAA) has been done?

Audit Type	External		Internal	
	Yes/No	Agency	Yes/No	Authority
Academic	No		Yes	Director of Higher Education
Administrative	No		Yes	Director of Higher Education

6.8 Does the University/ Autonomous College declares results within 30 days?

For UG Programmes

Yes

No

For PG Programmes

Yes

No

6.9 What efforts are made by the University/ Autonomous College for Examination Reforms?

--

6.10 What efforts are made by the University to promote autonomy in the affiliated/constituent colleges?

NA

6.11 Activities and support from the Alumni Association

The meeting of the Alumni of Sydenham College was held on 8th August 2006 at 4.00p.m. In the college staff common room, Prof. Dr. Sunil Singh gave warm welcome to all the alumni present for the meeting. In this meeting various issues regarding the development of college, curriculum were discussed.

Around 30 alumni were present. They cherished their memories of the college events like Brouhaha, Khajana, etc. All of them unanimously decided to gather and guide current students to strengthen them. Some of the Alumni are teaching staff of the college. Alumni's are providing various scholarships under golden jubilee trust & Diamond jubilee trust

6.12 Activities and support from the Parent – Teacher Association

There is no formal Parent –Teacher association, but informally parents come and discuss any student related academic issues with teachers. Orientation programme of newly admitted students is conducted every year.

6.13 Development programmes for support staff

Training programme regarding work procedure, office automation, updating service book was held for administrative staff of the college.

6.14 Initiatives taken by the institution to make the campus eco-friendly

- Tree plantation drive was organised in campus.
- Training programme for Waste management was organised for students as well as staff members.

Criterion – VII

7. Innovations and Best Practices

7.1 Innovations introduced during this academic year which have created a positive impact on the functioning of the institution. Give details.

1. Appointment of LOCAL ADVISORY COMMITTEE
2. Air conditioning of Staff room
3. Intercom facility was provided to all professors in their cabins.
4. YOGA session were organised for teaching and non teaching staff by gymkhana committee.

7.2 Provide the Action Taken Report (ATR) based on the plan of action decided upon at the beginning of the year

1. Guest lectures and remedial classes were organised for weak and low performing students.
2. Health checkups were organised by women development cell for all girls and ladies of the college.
3. English Department had conducted one lecture on how to improve English for vernacular medium students.
4. Prof Manoj Devne and Prof Ritesh Kumar Singhal conducted one day workshop on Positive impact of eco friendly products.

7.3 Give two Best Practices of the institution

Refer Annexure iv

7.4 Contribution to environmental awareness / protection

1. NSS organised one lecture on disposing of DRY waste and SOLID waste.
2. Guest was felicitated with sapling instead of floral bouquets which will help in planting more trees.
3. VRUKSHOTSAV was organised by nature club by planting trees in all government colleges in Mumbai.
4. One day workshop was organised on medicinal values of various trees and how it can be used to cure small illness.

7.5 Whether environmental audit was conducted?

No

7.6 Any other relevant information the institution wishes to add. (for example SWOT Analysis)

<p>STRENGTHS</p> <ol style="list-style-type: none"> 1) Prime Location 2) Easily accessibility 3) Quality teachers 4) Various societies in colleges 5) Excellent team work between students and teachers 	<p>WEAKNESSES</p> <ol style="list-style-type: none"> 1) Recruitment policy 2) Transferable job 3) No sports ground
<p>OPPORTUNITIES</p> <ol style="list-style-type: none"> 1) Tie ups with industry 2) Applying knowledge gained for community development 3) Faculty Exchange Programme 	<p>THREATS</p> <ol style="list-style-type: none"> 1) Coaching Classes 2) Online courses

8. Plans of institution for next year

- Infrastructure development plan,
- To paint the building,
- Air conditioning of Auditorium,
- Use of solar energy.
- Increase research activities in the college.

Name : Dr. Riteshkumar Singhal

Name : Dr. Annasaheb Khemnar

Signature of the Coordinator, IQAC

Signature of the Chairperson, IQAC

Annexure I

2006 – 2007

SYDENHAM COLLEGE
OF
COMMERCE & ECONOMICS,
‘B’ ROAD, CHURCHGATE,
MUMBAI-400020

ACADEMIC CALENDAR

(Tentative dates and plans of academic activities)

FIRST TERM

Sr No.	Activity	Date
1	First Term begins	12 th June, 2006
2	F.Y.B.Com admissions begins	13 th June, 2006
3	Lectures begins	14 th June, 2006
4	Friendship Day Celebration	5 th August, 2006
5	First Memorial Lecture	10 th August, 2006
6	Independence Day celebration	15 th August, 2006
7	PAS – serenade	23 rd August, 2006
8	Teacher’s Day celebration	05 th September, 2006
9	Book Exhibition	8 th September, 2006
10	Jalosh (Inter-collegiate competition)	14 th - 15 th September, 2006
11	Second Memorial Lecture	16 th September, 2006
12	NSS – Blood donation drive	20 th September, 2006
13	First Term examination	18 th September, 2006 to 4 th October, 2006
14	Centralized Assessment Programme	5 th October, 2006
15	College Foundation Day celebration	22 nd October, 2006
16	Staff Council meeting (First term end)	17 th October, 2006
17	Diwali Vacation	18 th October to 11 th November, 2006

SECOND TERM

Sr No.	Activity	Date
1	Second Term begins	12 th November, 2006
2	Third Memorial Lecture	15 th November, 2006
3	Gym week activity	4 th December – 6 th December, 2006
4	Brouhaha (Intercollegiate Festival)	11 th December – 15 th December, 2006
5	Athletics meet	18 th December – 19 th December, 2006
6	Cultural activities (Rose Day / Traditional Day)	20 th December – 21 st December -2006
7	Winter Break	25 th December,2006 to 1 st January, 2007
8	College Reopens	2 nd January, 2007
9	N.S.S. annual rural camp	8 th January,2007 to 17 th January, 2007
10	Republic Day celebration	26 th January, 2007
11	Annual Day	15 th February 2007
12	Marathi Bhasha Diwas	27 th February, 2007
13	Second Term Examination	20 th March – 05 th April, 2007
14	CAP begins	18 th March, 2007
15	University Examination begins	9 th April, 2007
16	Last date of paper assessment	14 th April, 2007
17	Preparation of Result	16 th April- 24 th April, 2007
18	Exam result declaration	25 th April, 2007
19	Admission for next academic year	26 th April-28 th April, 2007
20	Staff Council meeting (Second term end)	30 th April, 2007
21	Summer vacation begins	1 st May, 2007

Academic Calendar Committee

Annexure ii

Feedback Analysis

Feedback Analysis Report

Academic year- 2006-07

Feedback of students for the academic year 2006-07 was taken randomly to get appraisal of teachers based on following criteria/Parameters:

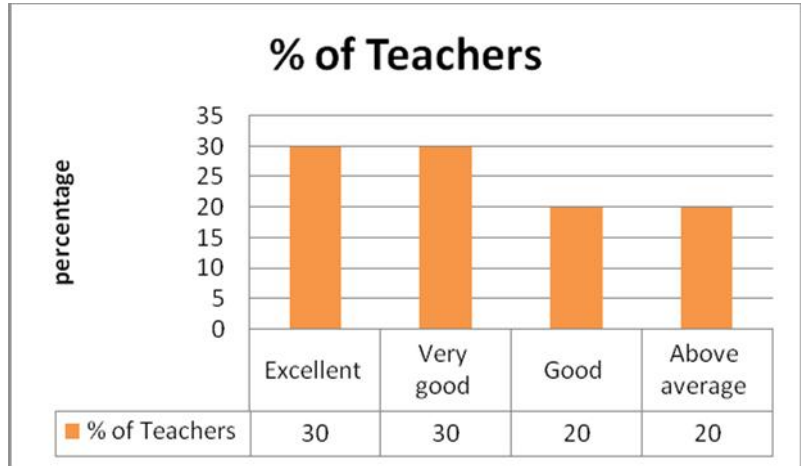
1. Subject knowledge
2. Punctuality
3. Presentation and compilation skill
4. Interaction with students
5. Creativity

The students have evaluated said parameters (teaching faculty of our college) by considering four ratings these are: **Excellent, Very good, Good, and Above average.**

After the analysis of feedback it is found that:

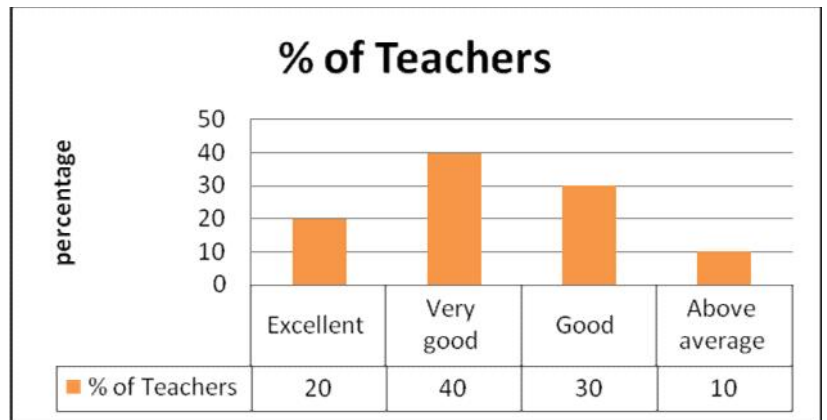
F.Y.B. Com.

Teachers Belongs to / category	% of Teachers
Excellent	30
Very good	30
Good	20
Above average	20
Total	100



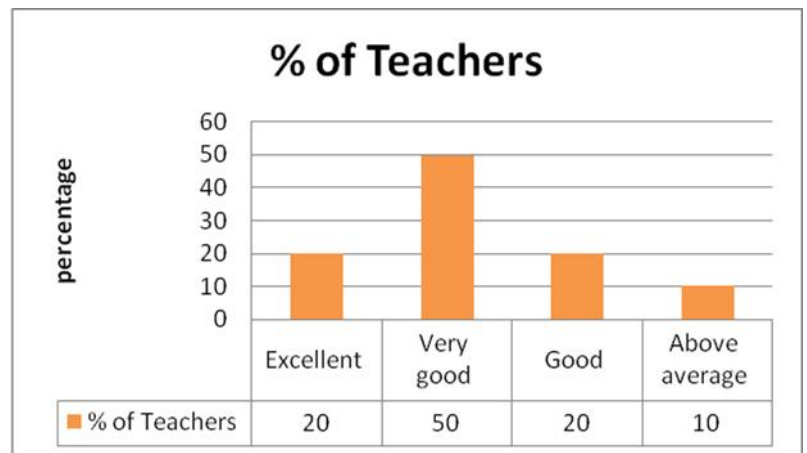
S.Y.B.Com.

Teachers Belongs to / category	% of Teachers
Excellent	20
Very good	40
Good	30
Above average	10
total	100



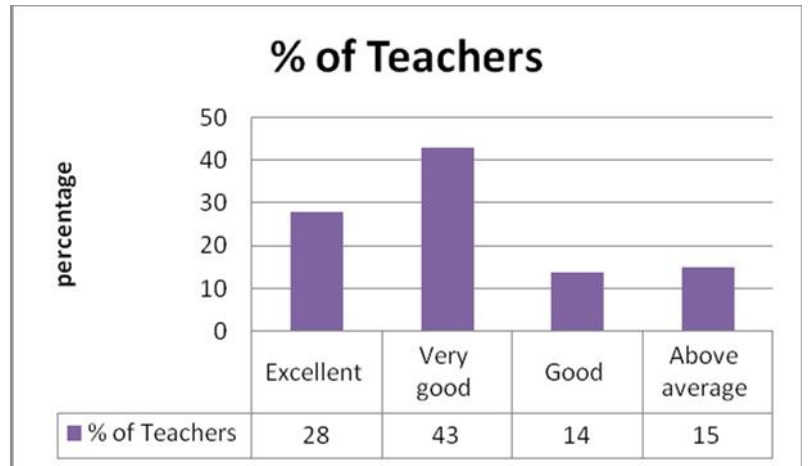
T.Y.B.Com.

Teachers Belongs to / category	% of Teachers
Excellent	20
Very good	50
Good	20
Above average	10
total	100



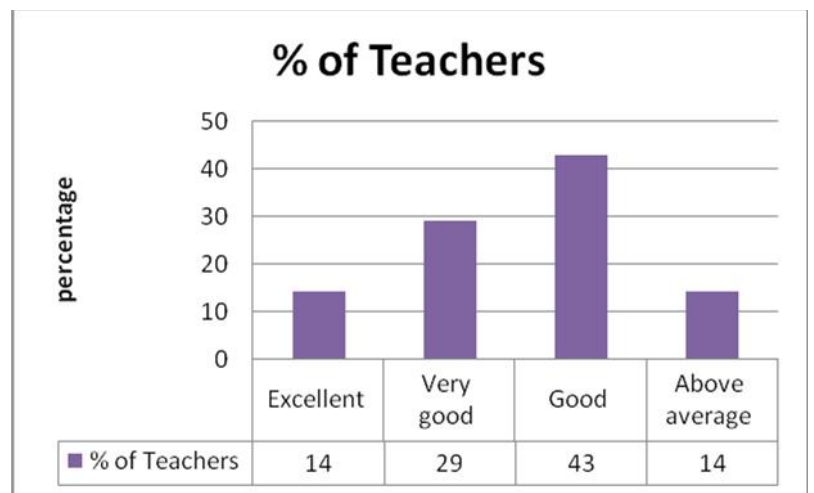
M.Com. Part –I

Teachers Belongs to / category	% of Teachers
Excellent	28
Very good	43
Good	14
Above average	15
total	100



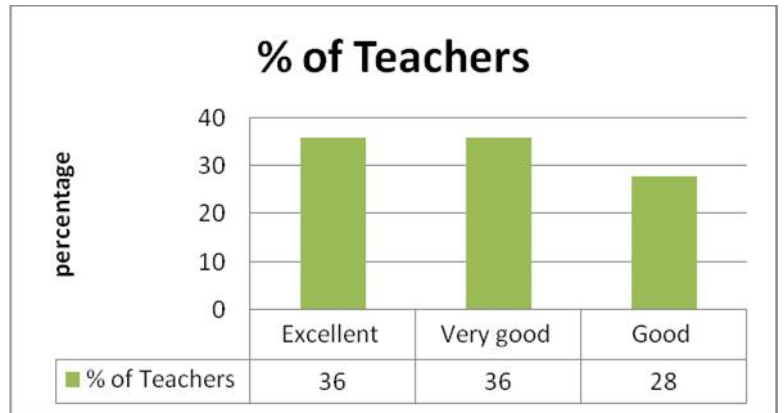
M.Com. Part –II

Teachers Belongs to / category	% of Teachers
Excellent	14
Very good	29
Good	43
Above average	14
total	100



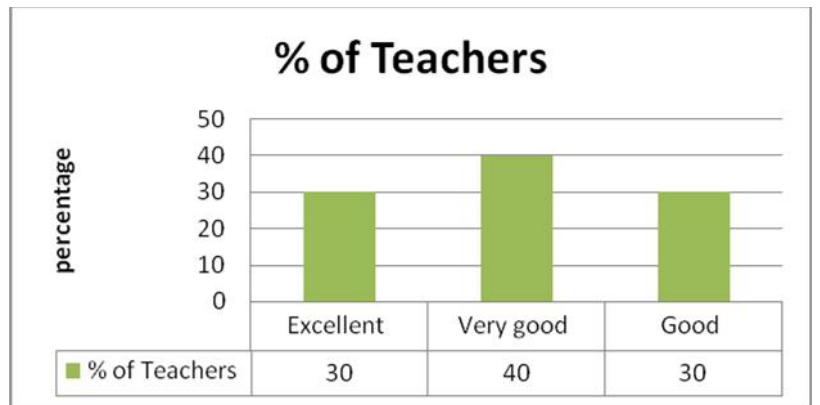
F.Y.B.M.S.

Teachers Belongs to / category	% of Teachers
Excellent	36
Very good	36
Good	28
total	100



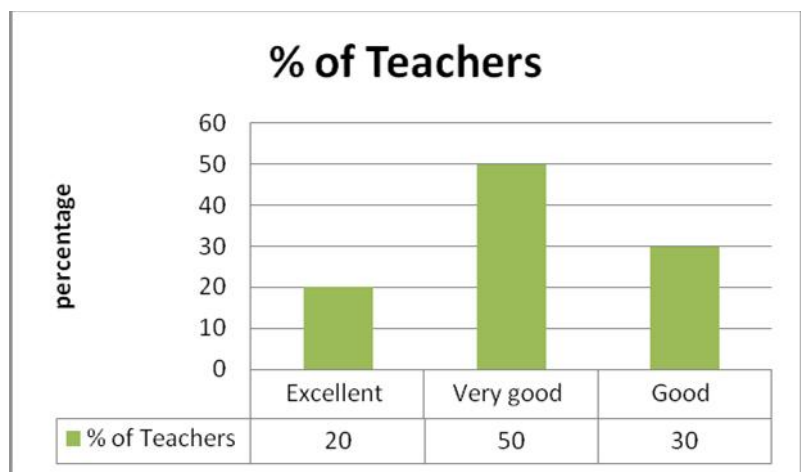
S.Y.B.M.S.

Teachers Belongs to / category	% of Teachers
Excellent	30
Very good	40
Good	30
total	100



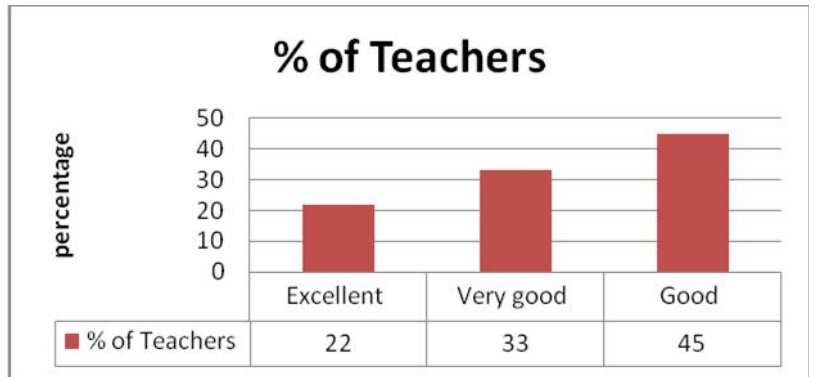
T.Y.B.M.S.

Teachers Belongs to / category	% of Teachers
Excellent	20
Very good	50
Good	30
total	100



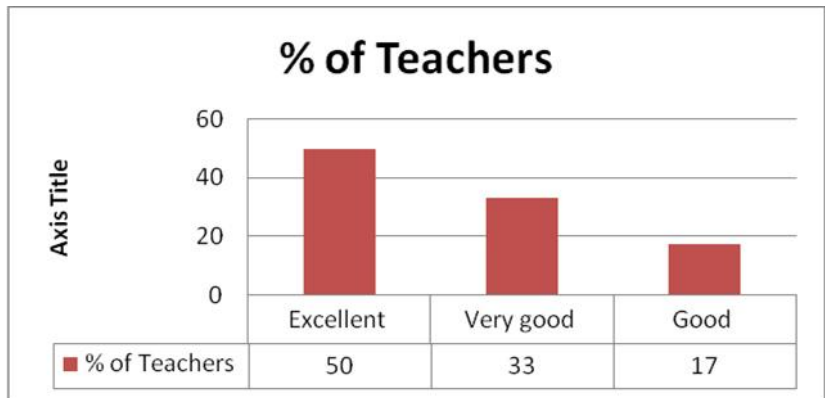
F.Y.B.B.I.

Teachers Belongs to / category	% of Teachers
Excellent	22
Very good	33
Good	45
total	100



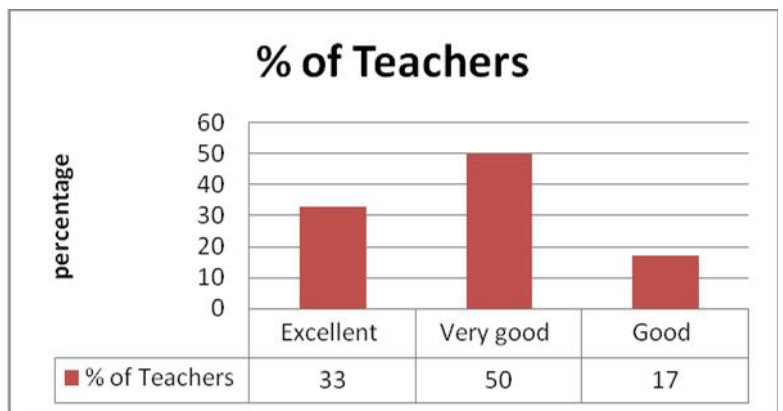
S.Y.B.B.I.

Teachers Belongs to / category	% of Teachers
Excellent	50
Very good	33
Good	17
total	100



T.Y.B.B.I.

Teachers Belongs to / category	% of Teachers
Excellent	33
Very good	50
Good	1
total	100



The report of students' feedback analysis for the academic year 2006-07 was submitted to the Principal. The Principal has communicated the results of feedback committee to individual staff members and counselled staff members to overcome individual shortcomings. He also gave an impetus to quality learning and teaching.

Feedback committee

Principal

Annexure iii

MIS

- FOR ACADEMIC YEAR 2006-07

FOR BACHELOR'S OF MANAGEMENT STUDIES (BMS)

YEAR	List of the course recognized by the University	Degree	No. of Divisions	Aided / Unaided / Self Financed	No. of Teachers Working		
					Male	Female	Total
2006-07	F.Y.BMS	Degree	1	Self Financed	10	3	13
2006-07	S.Y. BMS	Degree	1	Self Financed	10	2	12
2006-07	T.Y. BMS	Degree	1	Self Financed	10	2	12

YEAR	Student Capacity	Students Enrolled
F.Y.BMS	60	64
S.Y. BMS	60	48
T.Y. BMS	60	55

Annexure iii

FOR ACADEMIC YEAR 2006-07

FOR B.Com(BANKING & INSURANCE)

YEAR	List of the course recognize d by the Universit y	Degree	No. of Divisions	Aided / Unaided / Self Financed	No. of Teachers Working		
					Male	Female	Total
2006-07	F.Y.BBI	Degree	1	Self Financed	5	2	7
2006-07	S.Y.BBI	Degree	1	Self Financed	6	1	7
2006-07	T.Y.BBI	Degree	1	Self Financed	6	-	6

YEAR	Student Capacity	Students Enrolled
F.Y.BBI	60	58
S.Y.BBI	60	60
T.Y.BBI	60	54

Annexure iii

FOR ACADEMIC YEAR 2006-07

FOR Bachelor's of Commerce & Masters of Commerce

(Bcom & Mcom)

Sr. No	List of the course recognized by the University	Degree	No. of Divisions	Aided / Unaided	No. of Teachers Working		
1	F.Y.B.COM	Degree	5	Aided	14	07	21(Full Time & Part Time)
2	S.Y.B.COM	Degree	5	Aided			
3	T.Y.B.COM	Degree	5	Aided			
4	M.COM-I (MORN)	Master's	2	Aided	4	2	06(Full Time & Part Time)
5	M.COM-I (MORN)	Master's	2	Aided			
6	M.COM-I (EVNG)	Master's	2	Unaided	6	2	08 (CHB)
7	M.COM-I (EVNG)	Master's	2	Unaided			

YEAR	Student Capacity	Students Enrolled
F.Y.B.Com	600	582
S.Y.B.Com	600	600
T.Y.B.Com	600	516
M.Com I	240	239
M.Com II	240	164

Annexure :iv –

Two Best Practices

1. NSS unit of the college adopted 7 Zilla Parishad School in rural area of Dahanu (KOSBAD VILLAGE) and provided them with school uniforms, school bags, stationery and set up a drinking water tank.
2. Earn and Learn scheme is provided to economically backward student under