

**GOVERNMENT OF MAHARASHTRA  
SYDENHAM COLLEGE OF COMMERCE & ECONOMICS  
'B' ROAD, CHURCHGATE, MUMBAI – 400 020**

Tel No – 22882117, 22042897

Fax No. – 22870269

No. Syd./2020/ Notice

Date :- 02.09.2020


**NOTICE**

Those students who have sought admissions for T.Y.B.Com, T.Y.BMS & T.Y.BBI course of University of Mumbai for A.Year 2020-21 have to register for examination at University of Mumbai portal [mum.digitaluniversity.ac](http://mum.digitaluniversity.ac) for semester V & VI examination.


Those students who fail to register for examination will not be allowed to appear for semester end examinations which are likely to be held in the month of October/November – 2020.

The last date for registration is 9<sup>th</sup> September 2020.

The procedure for the registration is attached herewith.

  
**Principal**  
PRINCIPAL  
Sydenham College of Commerce & Economics  
'B' Road, Churchgate, Mumbai - 400020.

# STEP 1: LOGIN :www.mum.digitaluniversity.ac



University of Mumbai  
M.G.Road, Fort, Mumbai-400032,  
Maharashtra(India)

→ Click Here For Mumbai University Pre Admission online Registration 2020-21

Need Help ? Click Here To View Online Registration Process Video


Chat Support For FAQ

Application Form Management for College

Go to Mumbai University Portal ( मुंबई विद्यापीठाच्या डिजिटल युनिव्हर्सिटी प्रणाली वर जाण्यासाठी येथे क्लिक करा. )

© Copyright 2014. All Rights Reserved. Powered By MKCL

## STEP 2: CLICK ON “REGISTERED STUDENTD APPLICATION PROCESS” the demo for registration is given



UNIVERSITY OF MUMBAI  
M G Road, Fort, Mumbai-400032, Maharashtra(India)

LOGIN SCHEDULE ONLINE HELP CLICK TO REPORT YOUR QUERY WATCH HELP VIDEO REGISTERED STUDENTS APPLICATION PROCESS

I am a New Admission seeker in this University.  
ह्या विद्यापीठात मी पहिल्यांदाच प्रवेश घेत आहे.

Already Student of this University  
मी ह्या विद्यापीठाचा विद्यार्थी असून माझ्याकडे १६ अंकी PRN नंबर आहे.

Students NOT HAVING 16 Digit PRN have TO click ON "Register" button below. AFTER successful registration, LOG ON WITH registered username AND password.  
१६ अंकी PRN नसलेल्या विद्यार्थ्यांनी "रजिस्टर" बटनवर क्लिक करावे. यशस्वीपणे नोंदणी झाल्यानंतर, लुगऑन वर पाहण्यासाठी लॉगऑन करावे. Use Chat Support for any query by clicking "Online Help" Link given above OR Call on Helpline Number: 02268537177 Call Center will be open during 10 am. to 6 pm.

Use USERNAME as: 164XXXXXXXX OR QAXXXXXXXXX OR your 16 digit PRN provided at the time of FIRST Admission. If the applicant DO NOT remember User Name, use "Forgot Username /Password" link to retrieve the same. यशस्वी प्रवेशाच्या वेळी जे USERNAME मिळालेले असेल तो सॉफ्टवेअर मधील वापरण्यासाठी 164XXXXXXXX OR QAXXXXXXXXX OR 16 अंकी PRN इत्यादी USERNAME आदराने नसल्यास "Forgot Password" लिंकचा वापर करावा.

I have my 16 digit enrollment number/PRN

USER NAME/ PRN

Student have to entered the password on next screen. The password is your "Date of Birth" and format is "yyymmdd"  
For Eg. "your Birth date is "04th Nov 1979". You have entered the password as "791104"  
Note: If the password does not match and you are not able to login, please contact your college to get the system entered "Date of Birth" else click on forget password link if you do not able to contact college.

Forgot Username/ Password

Proceed

## STEP 3: Download the Form after the completion of the process (2copies).